

8-Pin/11-Pin Controller Sockets (DIN Rail/Panel)



PS Series PRODUCT MANUAL

For your safety, read and follow the considerations written in the instruction manual, other manuals and Autonics website.
The specifications, dimensions, etc. are subject to change without notice for product improvement. Some models may be discontinued without notice.

Features

- Excellent heat resistance
- Copper alloy contacts for excellent electrical conductivity and high durability
- Easy one-touch mount installation

Specifications

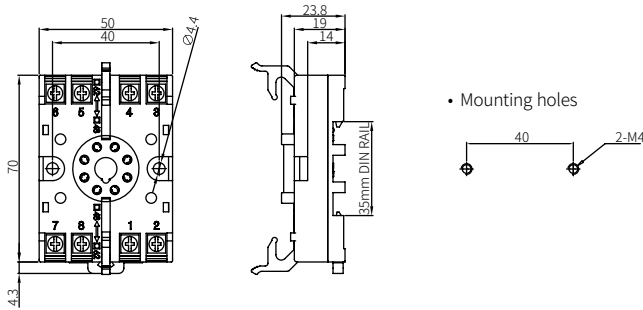
Model	PS-08(N)	PS-11(N)	PS-M8 ⁰¹⁾
Pins	8-pin	11-pin	8-pin
Rated voltage	250 VAC~		
Rated current	7 A (resistance load)		
Insulation resistance	≥ 100 MΩ (500 VDC≡ megger)		
Dielectric strength	2000 VAC~ 50 / 60 Hz for 1 min		
Vibration	0.75 mm amplitude at frequency of 10 to 55 Hz in each X, Y, Z direction for 1 hour		
Shock	980 m/s ² (≈ 98 G) in each X, Y, Z direction for 3 times		300 m/s ² (≈ 30 G) in each X, Y, Z direction for 3 times
Ambient temperature	-10 to 55 °C, storage: -25 to 65 °C (no freezing or condensation)		
Ambient humidity	35 to 85%RH (no freezing or condensation)		
Tightening torque	0.8 N m		0.75 to 0.95 N m
Applied screw	M4		
Material	BODY: PBT, BOLT: Steel (Ni plated), NUT: Steel (Ni plated), terminal: Phosphor bronze(Ni plated)		
Certification	CE UK CA c RA us EAC		
Unit weight	≈ 62 g	≈ 85 g	≈ 43 g

01) Only for timer ATS Series

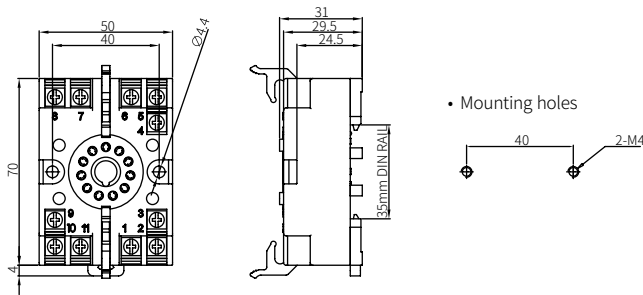
Dimensions

• Unit: mm, For the detailed drawings, follow the Autonics website.

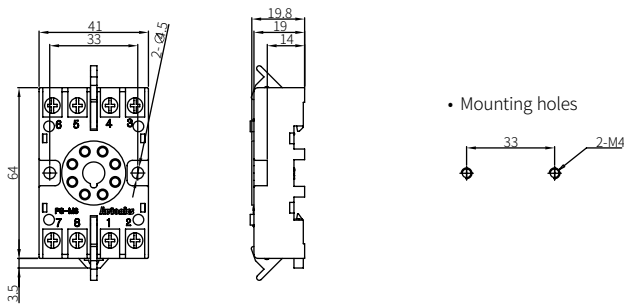
PS-08(N)



PS-11(N)



PS-M8



Crimp Terminal Specifications

• Unit: mm, Use the crimp terminal of follow shape.

